

# MLDS CENTER

Maryland Longitudinal  
Data System

Better Data • Informed Choices • Improved Results

## Governing Board Meeting

December 9, 2016

# Governing Board Bylaws

# 2016 Annual Report

# Five Required Sections

- **Section 1** - Implementation of the MLDS
  - System Development
  - Activities of the Center
- **Section 2** – List of all studies performed
- **Section 3** – Data Determined to be Unnecessary
- **Section 4** – Proposed or Planned Expansion of Data
- **Section 5** – Recommendations of the Governing Board

# Recommendations

- Support legislation to increase from 5 to 20 years the amount of time a student record may remain linked to a workforce record in the MLDS.
- The Center should develop and implement a communication plan.
- Receive and include apprenticeship data in the MLDS.

# Center Output

# Research Output

## Policy Reports

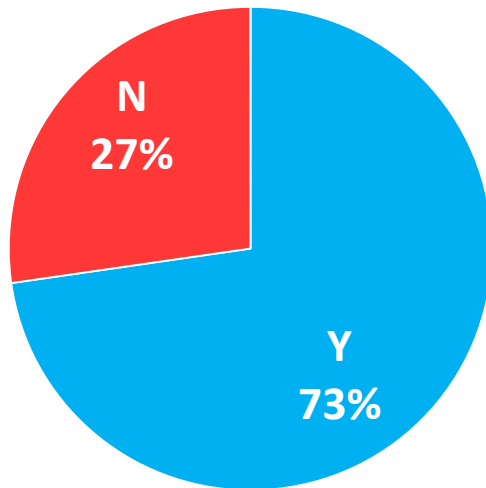


## Research Series

Date	Topic
February	Dual Enrollment in Maryland: Using Data from the MLDS to Examine Trends, Demographics, and Outcomes
April	High School Graduation in Context: An Investigation into the Individual and School-level Factors Related to On-Time Graduation in Baltimore City
May	STEM Workforce Preparation and Retention in Maryland
October	Remedial Coursework in Maryland Colleges: Examining High School Predictors and College Outcomes
November	Postsecondary College and Workforce Outcomes for Baltimore City Graduates
December	Workforce Outcomes in Maryland: Patterns among Students who earned a H.S. Diploma, Cert. of Completion, GED, and H.S. Non-Completers

# Data Requests

**Percentage of PIA Requests Completed by MLDS in 2016**

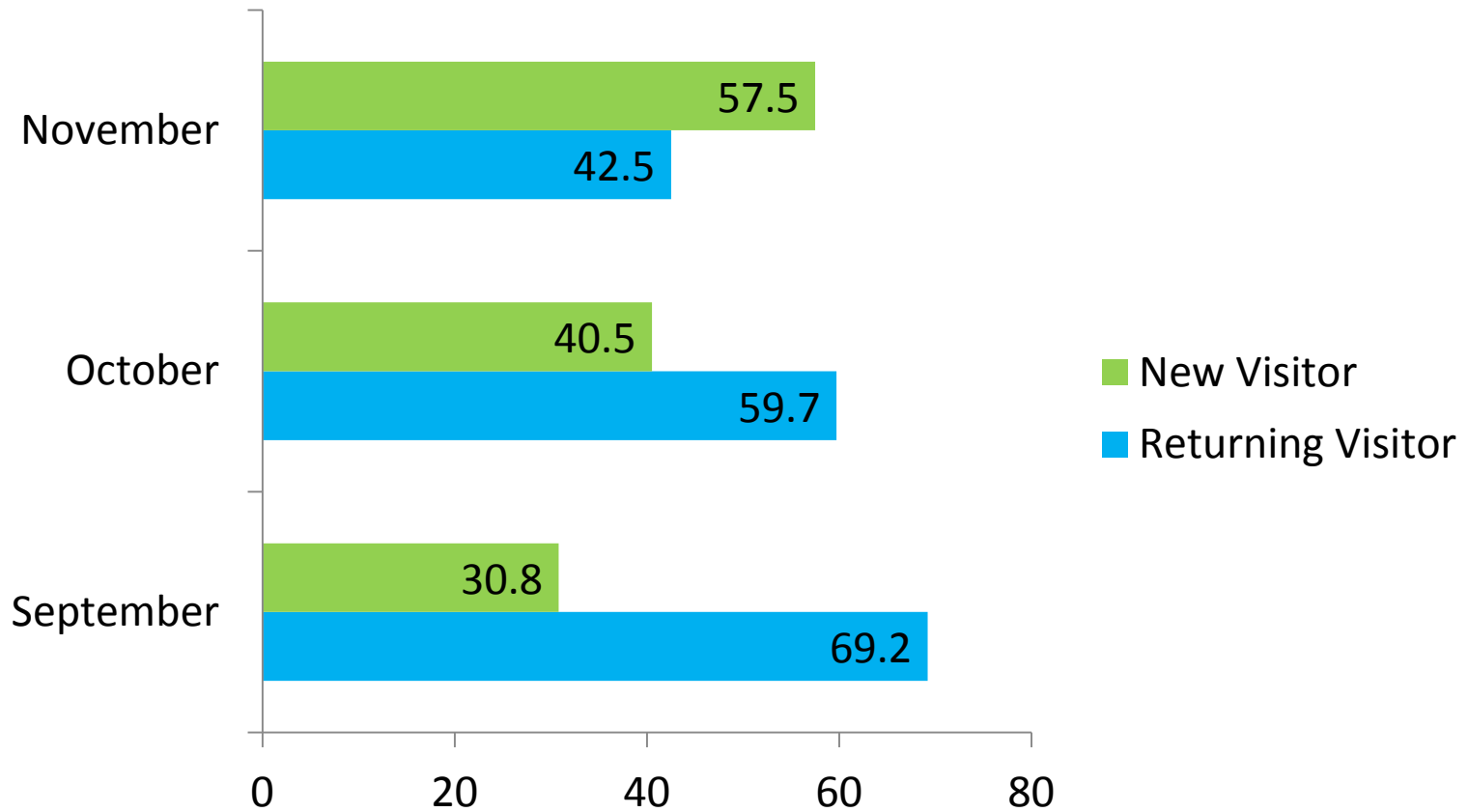


Organization/ Affiliation	Count
Bowie State University	1
Education Commission of the States	1
Haverford College	1
Member of House of Delegates	1
Morgan State University	1
Notre Dame of Maryland	1
Salisbury University	1
Towson University	1
University of Maryland, School of Social Work	1
University System of Maryland	2
<b>TOTAL</b>	<b>11</b>



# Website Usage

Percentages of New and Returning Visitors  
September-November 2016



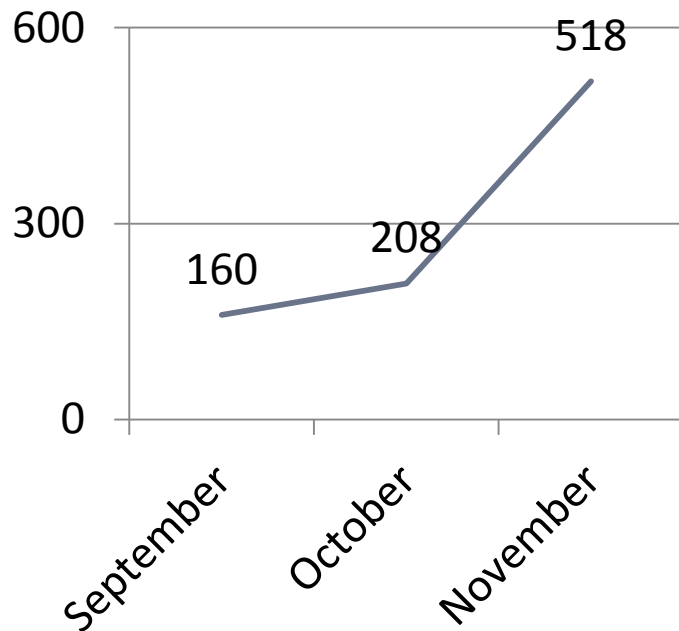
# Website Analytics

## Top Dashboards: September through November

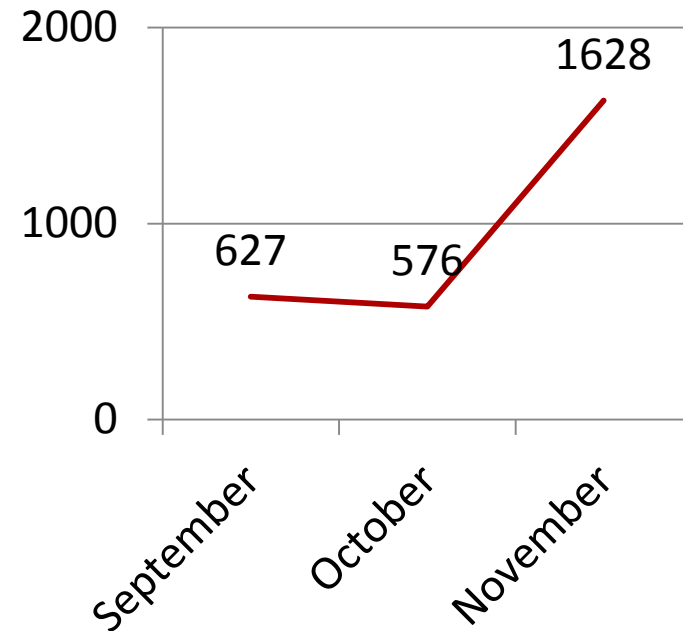
Dashboard Name	September	October	November	3 Month Total
2. <b>High School Graduates</b> - Initial Postsecondary Enrollments by Year	40	24	43	<b>107</b>
1. <b>High School Graduates</b> - Initial Postsecondary Enrollments	40	14	37	<b>91</b>
25. Overview of High School Outcomes	44	10	12	<b>66</b>
14. <b>Initial Postsecondary Enrollments</b> - Type of Institution	44	13	6	<b>63</b>
15. <b>Initial Postsecondary Enrollments</b> - Type of Institution by Gender	39	8	0	<b>47</b>
3. <b>High School Graduates</b> - Initial Postsecondary Enrollments by County	19	7	21	<b>47</b>
21. High School Outcomes - Overview	33	8	5	<b>46</b>
18. Students Who Initially Enroll in a Maryland Community College - Outcomes	33	7	3	<b>43</b>
7. <b>Initial Postsecondary Enrollments</b> - In-State vs. Out-of-State	13	15	15	<b>43</b>
19. Students Who Initially Enroll in a Maryland Community College - Wage Visibility	37	0	4	<b>41</b>

# Website Analytics

## Users



## Page Views



# Dual Enrollment

Angela K. Henneberger, Ph.D.

Director of Research

# Data Inventory



- New dynamic format
- Substantive changes
  - Proposed inclusions
  - Proposed removals

# Data Inventory Workforce

## Proposed Inclusions

- None at this time

## Proposed Removals

- Removal of 6 data elements that are not in use in the System.
- Data elements include parts of addresses and telephone numbers that are not relevant to the work of the MLDS.

# Data Inventory

## PK12

### Proposed Inclusions

- Assessment test date
- Kindergarten  
Readiness Assessment
- High School Status and  
Completers
- Standard Student  
Demographic String
- SASID and SATID  
Merges

### Proposed Removals

- Cohort year
- Non-promotion reason
- Cohort graduation year
- Prior-to-Secondary  
course identifier
- Course GPA Applicability
- Staff member ID system
- Faculty and Admin  
Performance Level  
School

# Data Inventory Postsecondary

## Proposed Inclusions

- New SAT Math Score
- New SAT Evidence Based Reading and Writing Score
- EOTS-EIS Match Flag

## Proposed Removals

- None at this time

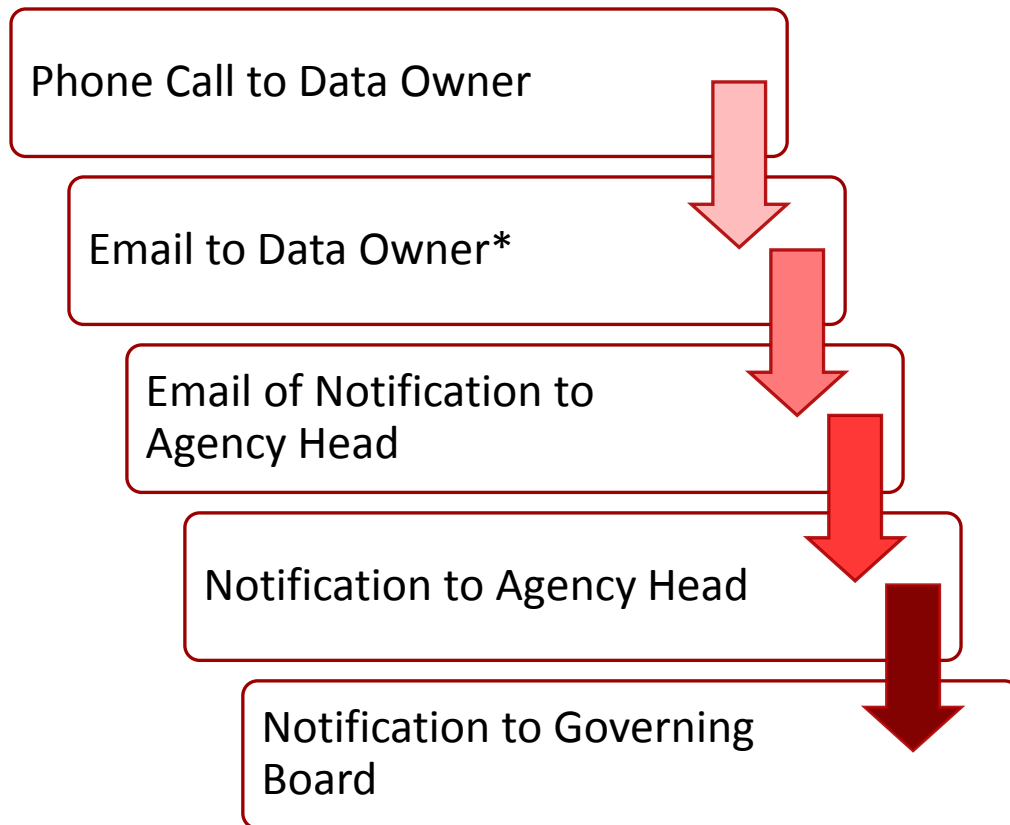


# Data Collection Calendar



# Data Collection Calendar Accountability Process

- Process implemented when files are not received within the timelines established in the Data Collection Calendar





# IT Security Highlights

## CLOSED SESSION

