

MLDS CENTER

Maryland Longitudinal
Data System

Better Data • Informed Choices • Improved Results

2016 Dual Enrollment Report: An Overview

Angela K. Henneberger, Ph.D.
Director of Research

Outline

- Defining Dual Enrollment
- Operationalizing Dual Enrollment Using Data from the MLDS
- Dual Enrollment Findings from the MLDS



Defining Dual Enrollment

In Maryland, dual enrollment is defined broadly as:

A student who is dually enrolled in:

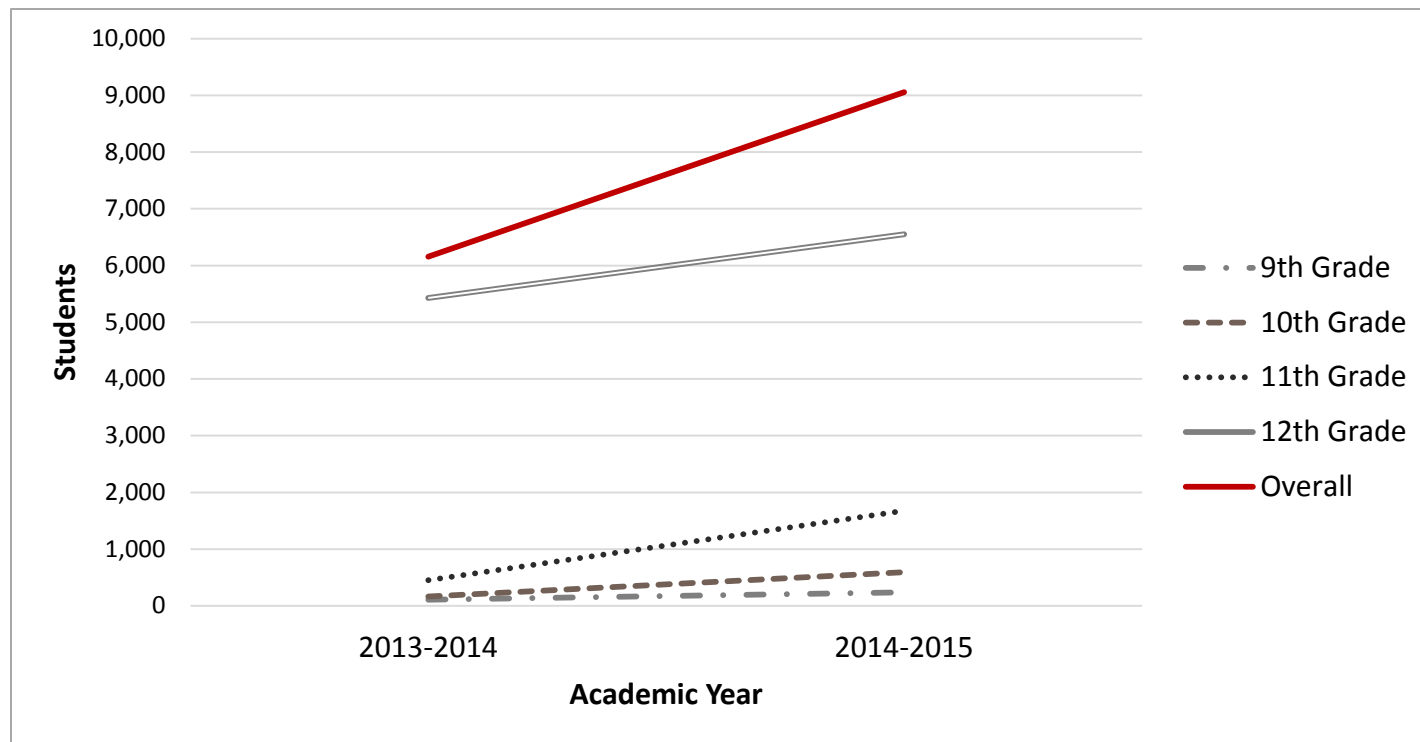
- (i) a secondary school in the State; and
- (ii) an institution of higher education in the State

(Education Article §18-14A-01, Annotated Code of Maryland).

Operationalizing DE Using Cross-Agency Data from the MLDS

- **Overlap in Enrollment Dates:**
 - Identifies students with overlapping enrollment dates in a Maryland public high school and a Maryland postsecondary institution.
 - Includes Fall and Spring semester enrollments.
 - Student had to be enrolled in college for at least 30 days.

Dual Enrollment In Maryland



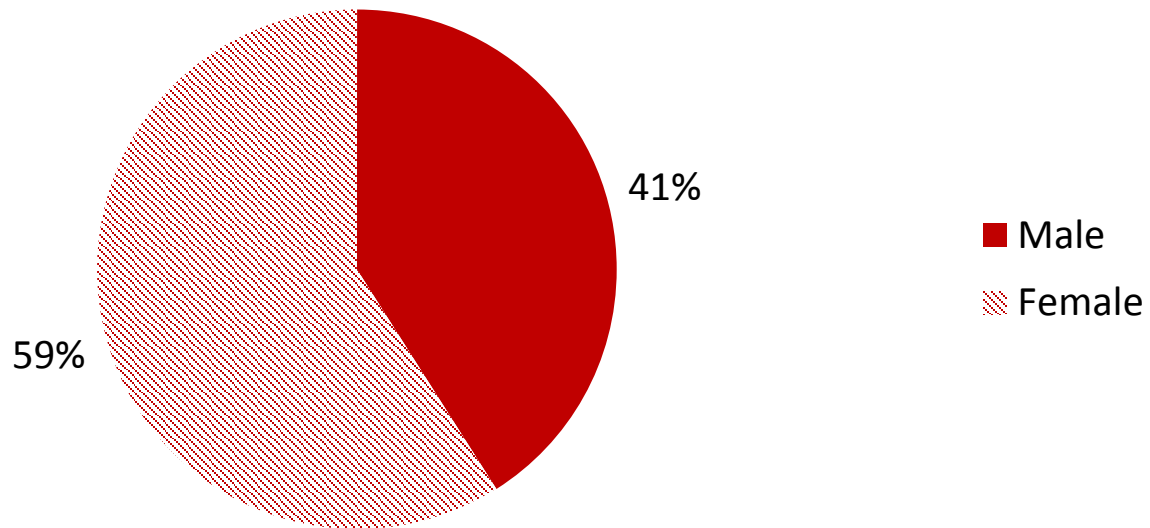
Dual Enrollment in Maryland

	Total 12 th Grade Enrollment	12 th Grade Dually Enrolled 2014-2015		12 th Grade Dually Enrolled 2013-2014
	<i>N</i>	<i>N</i>	%	%
Maryland	61,622	6,548	11	9
<i>District</i>				
Washington	1,727	515	30	28
Baltimore City	4,895	119	2	3



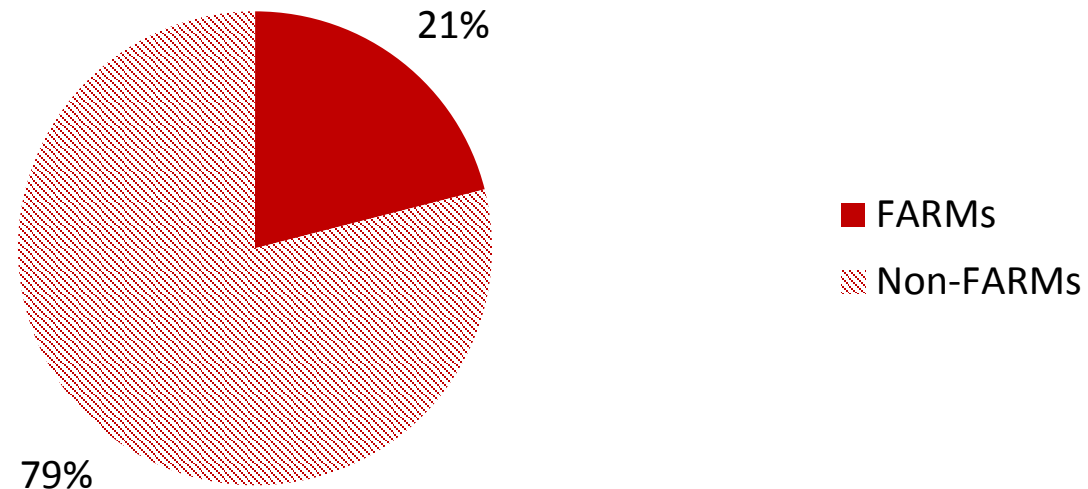
Who is Dually Enrolled in Maryland ?

Gender of Dually Enrolled 12th Grade Students (2014-2015)



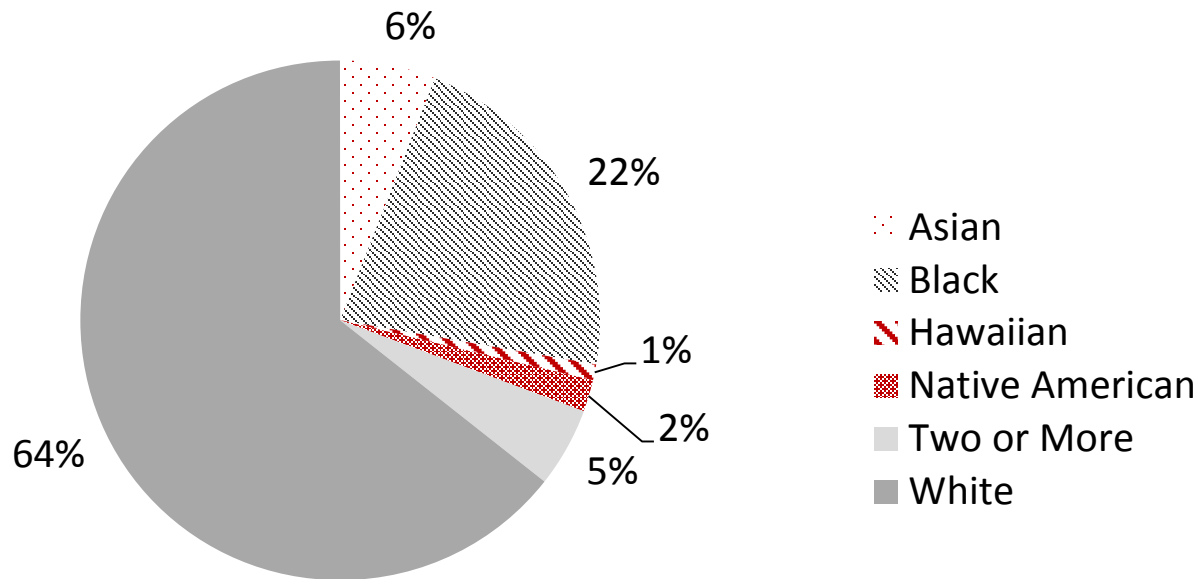
Who is Dually Enrolled in Maryland ?

Eligibility for Free and Reduced Price Meals (FARMs) Status for Dually Enrolled 12th Grade Students (2014-2015)



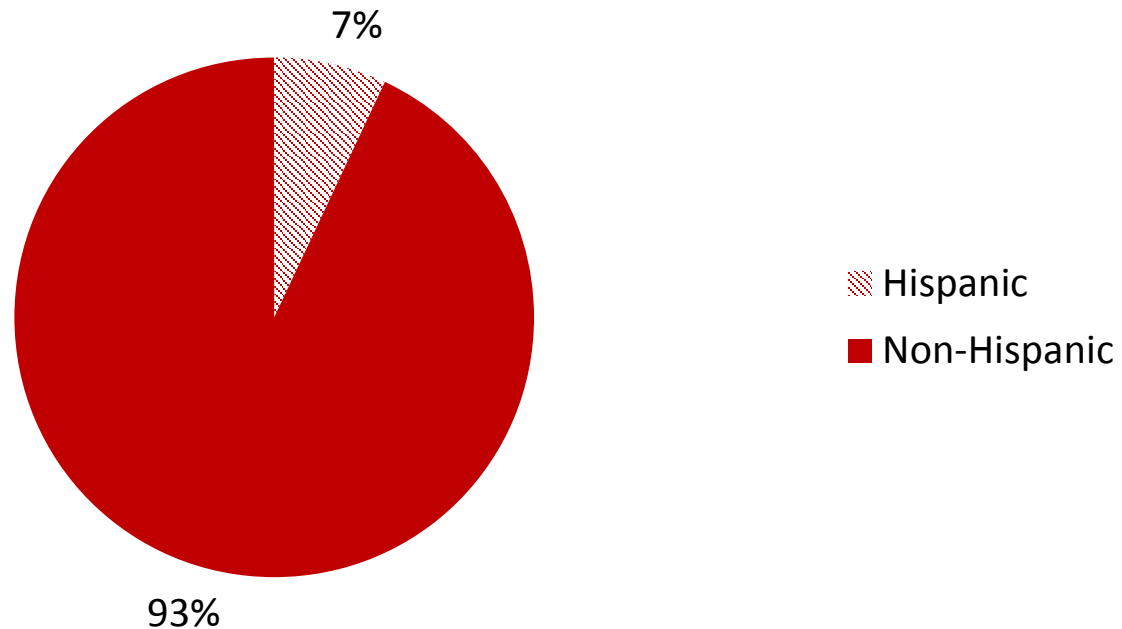
Who is Dually Enrolled in Maryland ?

Race of Dually Enrolled 12th Grade Students (2014-2015)

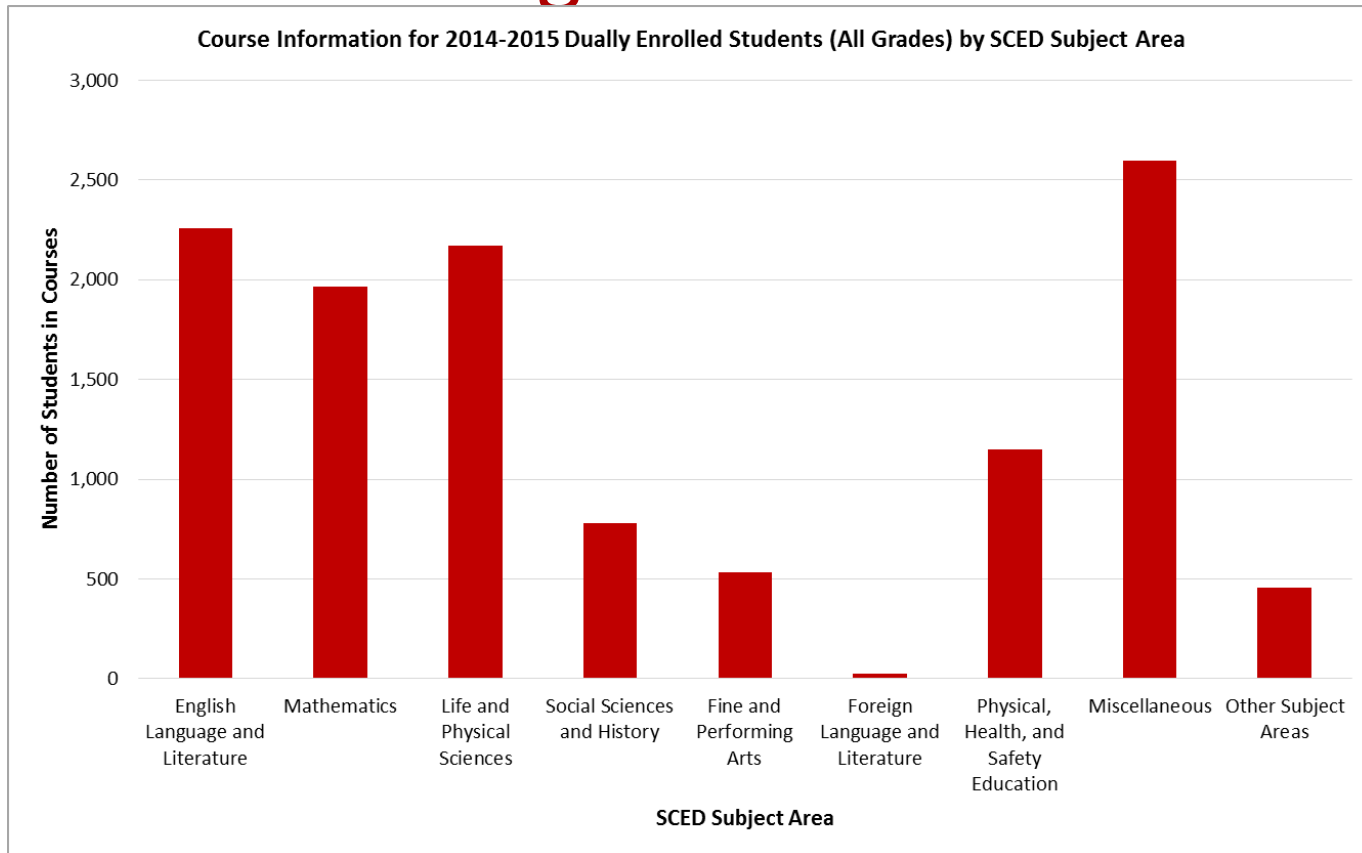


Who is Dually Enrolled in Maryland ?

Ethnicity of Dually Enrolled 12th Grade Students (2014-2015)



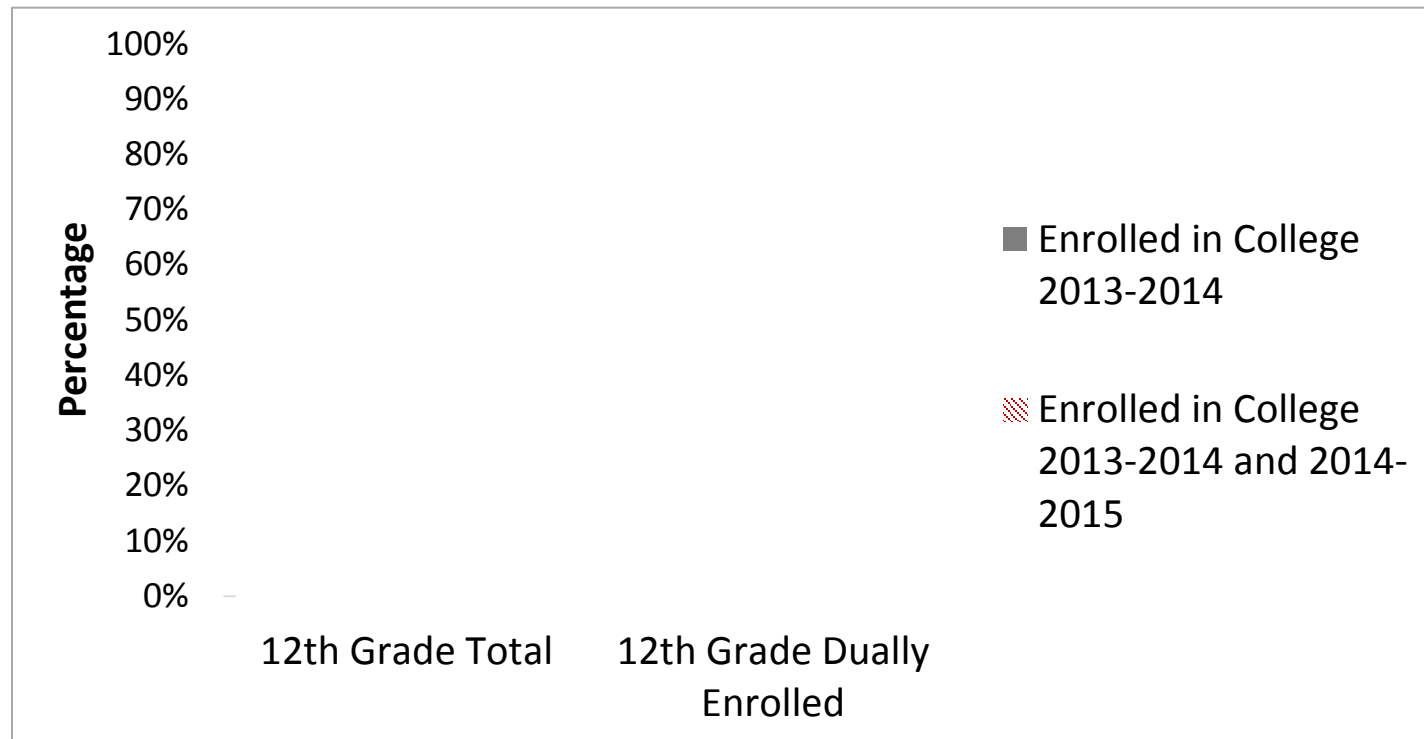
What Courses are Dually Enrolled Students Taking?



College Enrollment Outcomes for Dually Enrolled Students (2012-2013)



College Enrollment Outcomes for Dually Enrolled Students (2012-2013)



Summary of Findings

- Number and percentage of the population of Maryland students DE has increased.
- The majority of DE students were white, not eligible for FARMs, female, and non-Hispanic.
- Largest number of dual enrollment courses were classified as miscellaneous, followed by English language and literature, life and physical sciences, and mathematics.



Summary of Findings (2)

- Greater proportion of DE students enrolled in postsecondary education within one year in comparison to the population of the state. Interpret with caution (confounders).
- Retention in college enrollment in the second year following high school was similar among DE and population of Maryland students.

Benefits of Longitudinal Cross Agency Data

- High level of confidence that students are enrolled in both a secondary school and an institution of higher education in the State.
- As more years of data become available, trends in long-term outcomes can be examined (*e.g.*, degree attainment; workforce outcomes).
- This is the first year that courses were reported and reporting is expected to get better over time with improved data collections and additional sources (MHEC course files).