



MARYLAND HIGHER EDUCATION COMMISSION
EMPOWERING HIGHER EDUCATION



Better Data • Informed Choices • Improved Results

<http://mldscenter.maryland.gov>

Selecting Data to SOAR

Maryland Connections Summit 2018

June 6, 2018

Barbara A. Schmertz, Ph.D.
Ann T. Kellogg, Ph.D. Candidate



Introductions

- Barbara A. Schmertz,
Ph.D.
 - Associate Director, Office of Research and Policy Analysis, Maryland Higher Education Commission
- Ann T. Kellogg,
Ph.D. Candidate
 - Director of Reporting Services, Maryland Longitudinal Data System Center





Introductions . . .





Overview

- Agency Overviews
- Background on SOAR (Student Outcome and Achievement Report)
- SOAR and Imperfect Data
- Collaboration . . . the key to success
- Data . . . perfect and imperfect
- Future of SOAR



WHAT does MHEC do?

- Maryland's **higher education coordinating board** is responsible for establishing statewide policies for Maryland public and private colleges, and universities and for-profit career schools.
 - The Office of Academic Affairs → *Office of Research and Policy Analysis*
 - The Office of Finance Policy
 - The Office of Student Financial Assistance
 - The Office of External Relations



WHAT does the MLDS Center do?

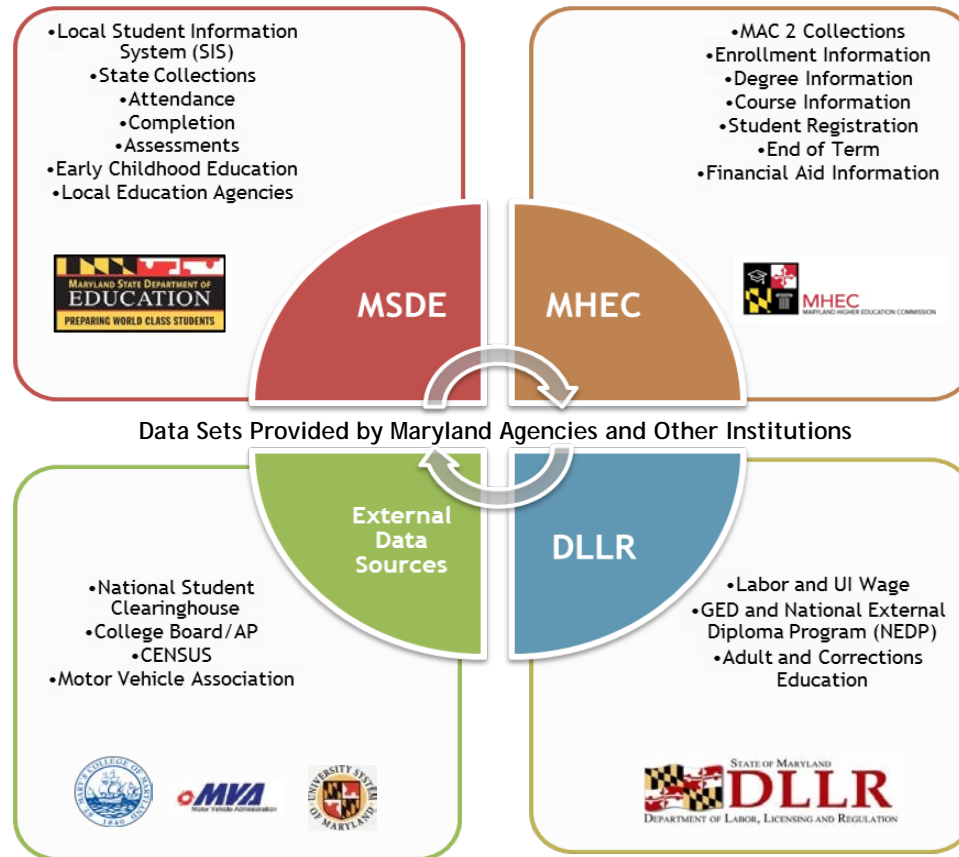
- **Develop** and **maintain** a data system that will contain student and workforce data from all levels of education and the State's workforce.
- Use the system to **generate timely and accurate information** about **student performance** that can be used to **improve the State's education system and guide decision makers at all levels.**

<http://mldscenter.maryland.gov>





WHAT data are collected?





What is SOAR?

SOAR serves as MHEC's response to the General Assembly's 1988 edict to *"improve information to high schools and local school systems concerning the performance of their graduates at the college level."*


Key stakeholders - IHEs, MSDE, MHEC, LEAs

- 1990 - 2011 era
- 2013 - 2014 dialog and working group
- 2015 - present



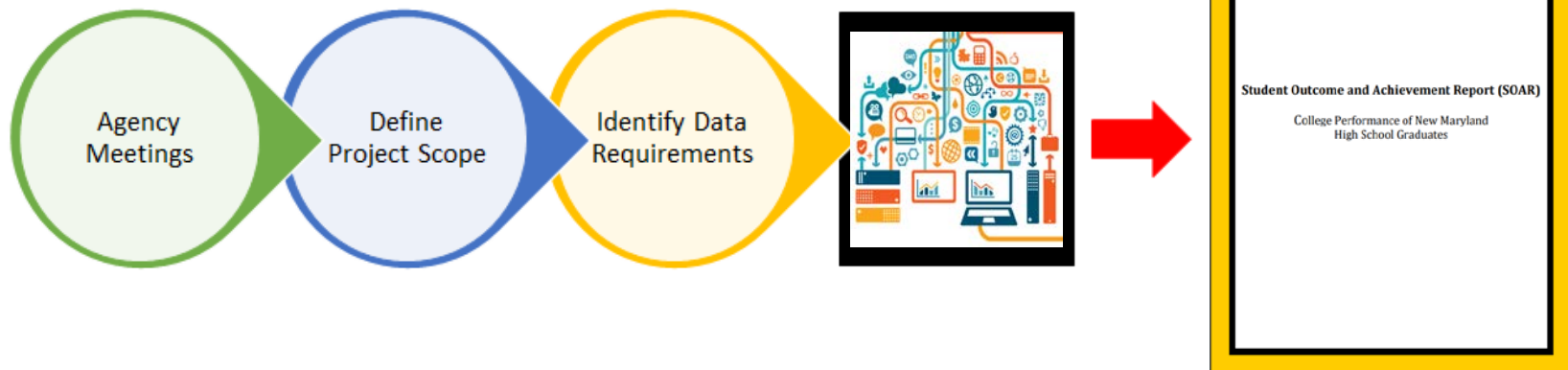
Why the Imperative to Collaborate?

- MHEC: Resolve imperfect data to improve reporting capabilities
- MLDSC: Independent State agency with Research function; Not a policymaking agency





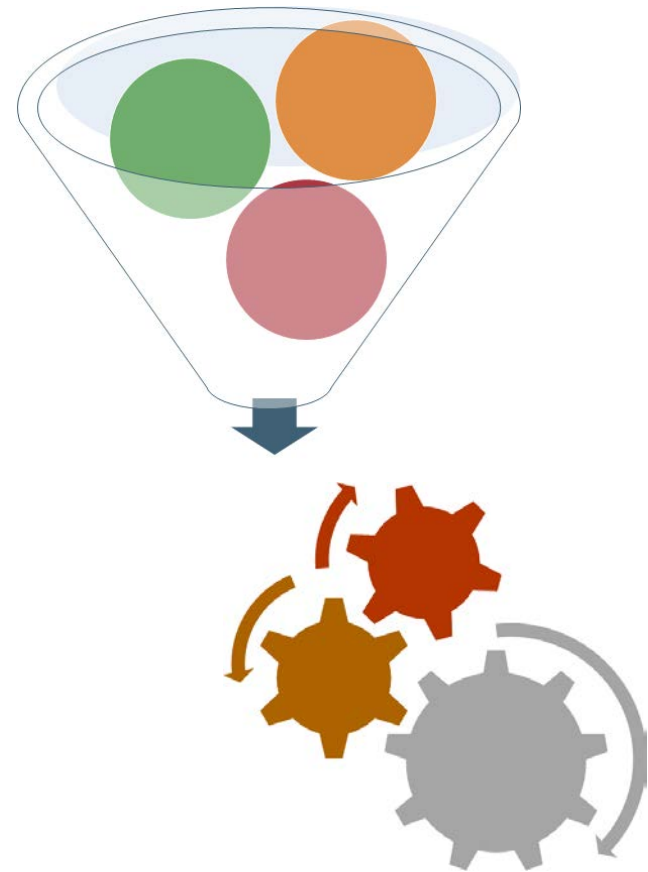
SOAR Collaboration v.1.0





The First Imperfection

- SOAR and Imperfect Information
 - Data from *elements* will be seen by one person
 - Data in *tables* will be interpreted by one person





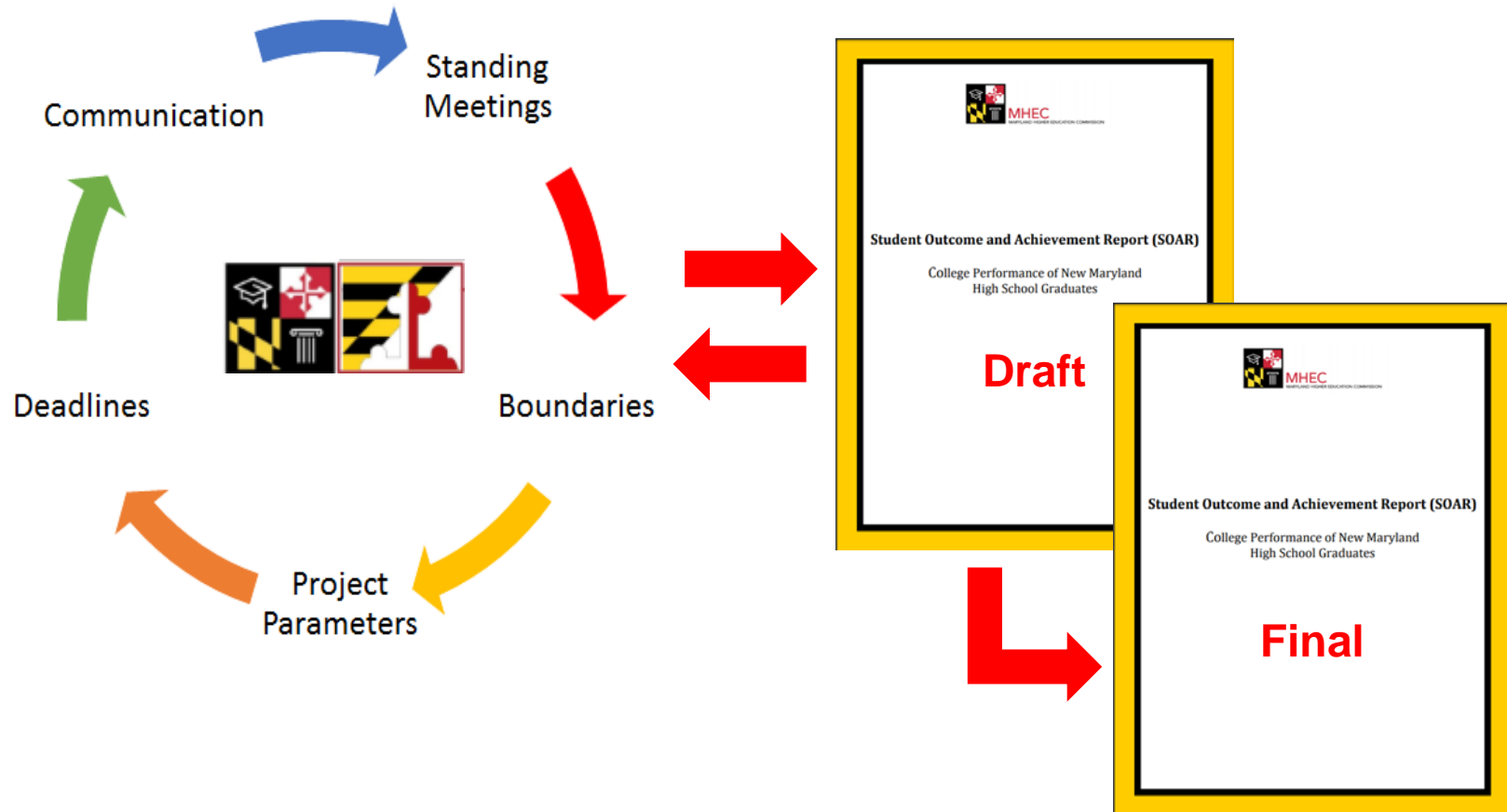
Collaboration . . . the Path to Trust

- MLDSC: Data steward
 - Protect data from misuse and misinterpretation
 - Protect identities
- MHEC: Data consumer
 - Ensure completeness of data
 - Ensure accuracy of results





SOAR Collaboration v.2.0





The Second Imperfection

- SOAR and Imperfect Data
 - Data not collected
 - Data collected for other purposes
- Examples
 - Population Denominators
 - Enrollment Type
 - College Ready
 - First Math/First English
 - Suppression



Who should Count?

- Driven by:
 - Initial research questions
 - Past reports
 - Data availability
- For example:
 - Cohort model?
 - Degree-seeking?
 - Full-time attendance?
 - Public institutions only?





Who is Enrolled?

# 12th Grade Exiters	12th Grade Exiters with High School Diploma Enrolled in MHEC College in Fall 2013	Students with initial Fall 2013 enrollment, enrolled in Spring 2014 at any MHEC college
57,466	23,784	21,439

- What these data do say:
 - **41.4%** of 2013 12th grade exiters enrolled in a Maryland public or independent college or university in Fall 2013
 - Of them, **90.1%** maintained enrollment in a Maryland institution in Spring 2014
 - Of the high school graduates, **37.3%** were enrolled in a Maryland institution in Spring 2014
- **But you can't say (with these data anyway):**
 - What percentage enrolled in a college or university out of state → therefore, no overall college-going rate
 - Rate (or count) of students who, in Spring 2014, were enrolled at the same Maryland institution



Who is College Ready?

- How do you define this?
 - High School Math as indicator not available
- Options Considered
 - Dual enrollment
 - High School GPA
 - HSA scores
 - ACT/SAT scores
- Diploma type
 - USM
 - CTE
 - USM and CTE
 - Other
 - No visibility into course taking patterns
- Population analysis
 - USM and USM-CTE
 - CTE and Other



Who has a Grade?

- Defining population
 - All Fall enrollees?
 - Retained enrollees?
 - Enrollees not requiring remediation?
- Defining “First”
 - First at Fall college?
 - First at any college?
- Defining Grade
 - First grade? Last grade?
 - What about P?





Who needs Protection ?

High School	High School Graduates	College Enrollment, Fall 2013	College Retention, Fall 2014
State of Maryland	57,000	24,000	21,000
LEA A	7,000	3,000	2,500
LEA B	150	50	35
LEA C	500	250	175

College Enrollment and Outcomes	Attempted First Math	C or Better, First Math	Required Math Remediation
LEA B, n=50 Male, n=20	10	5	10

College Enrollment and Outcomes	Enrolled Community College A	Enrolled State College A	Enrolled Elite College A
LEA B, n=50 Male, n=20	10	7	3



Bringing the report together . . .

- Translating abstract tables into words
- Identifying the research questions
- Using the data available
- Maintaining open lines of communication





The Future . . . SOAR v.3.0

- Institution-specific, longitudinal dashboards
- Updated annually
- Pre-suppressed and self-service
- Periodic written report





Discussion & Questions





- Barbara A. Schmertz, Ph.D.
 - barbara.schmertz@maryland.gov
- Ann T. Kellogg, Ph.D. Candidate
 - ann.kellogg@maryland.gov